


Datasheet

Plymouth Metal Distribution Boards




The Plymouth Metal Distribution Boards are surface mounted metal boards with a side opening door. All are supplied with din rail and neutral & earth bars. All boards are supplied with standard lock but this can be replaced for a lockable lock which uses a key

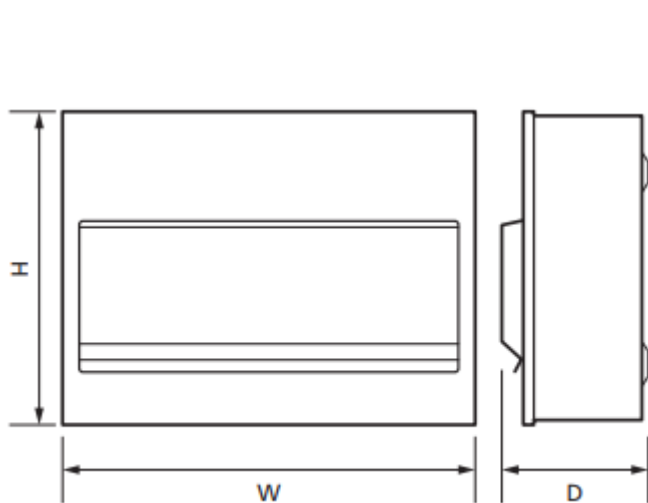
Plymouth Metal Distribution Boards

Features:

- Rated IP54
- Side opening door
- Replaceable lock
- Surface mounted
- Includes Din rail
- Includes Earth & Neutral Bars
- Powder coated body
- Supplied with M20 & M40 knockouts top & bottom
- 3 Year Warranty



	MC4/1	MC8/1	MC12/1	MC18/2	MC24/2	MC36/3	MC54/3	MC72/4	MC90/5	MC108/6
No Rows	1	1	1	2	2	3	3	4	5	6
Modules per Row	4	8	12	9	12	12	18	18	18	18
Total Modules	4	8	12	18	24	36	54	72	90	108
Weight	2.2KG	2.9KG	3.5KG	4KG	5KG	7.5KG	10KG	12.5KG	15KG	17.5KG
Rating	125A	125A	125A	125A	125A	125A	125A	125A	125A	125A



	H	W	D
MC4/1	220	212	90
MC8/1	220	284	90
MC12/1	220	356	90
MC18/2	360	230	90
MC24/2	360	284	90
MC36/3	500	356	90
MC54/3	500	464	90
MC72/4	651	465	90
MC90/5	780	466	90
MC108/6	920	466	90